




Safe at School®

Diabetes Medical Management Plan

SCHOOL YEAR:



(Add student photo here.)

STUDENT LAST NAME: FIRST NAME: DOB:

TABLE OF CONTENTS		
PARENT/GUARDIAN SECTIONS	PAGE	SECTION
Demographics	1	1
Supplies/Disaster Plan/Field	1	2
Trips Self-Management Skills	2	3
Student Recognition of Highs/Lows	2	4
Glucose Monitoring at School	2	5
Parent Approval Signature	6	9
DIABETES PROVIDER SECTIONS	PAGE	SECTION
Insulin Doses at School	3	6
Dosing Table (Single Page Update)	4	6A
Correction Sliding Scale	4	6B
Long Acting Insulin Other Medications	4	6C
Other Medications	4	6D
Low Glucose Prevention	5	7
Low Glucose Management	5	8
High Glucose Management	6	9
Approval Signatures	6	9

PARENTS/GUARDIANS: Please complete pages 1 and 2 of this form and approve the final plan on page 6.

1. DEMOGRAPHIC INFORMATION – PARENT/GUARDIAN TO COMPLETE

Student First Name: Last Name: DOB: Student's Cell #: Diabetes Type: Date Diagnosed: Month: Year:

School Name: School Phone #: School Fax #: Grade:

Home Room: School Point of Contact: Contact Phone #:

STUDENT'S SCHEDULE Arrival Time: Dismissal Time:

Travels to school by (check all that apply): Foot/Bicycle Car Bus Attends Before School Program	Meals Times: Breakfast AM Snack Lunch PM Snack Pre Dismissal Snack	Physical Activity: Gym Recess Sports Additional information:	Travels to: Home After School Program Via: Foot/Bicycle Car Student Driver Bus
---	---	--	---

Parent/Guardian #1 (contact first): Relationship: Parent/Guardian #2: Relationship:

Cell #: Home #: Work #: Cell #: Home #: Work #:

E-mail Address: E-mail Address:

Indicate preferred contact method: Indicate preferred contact method:

2. NECESSARY SUPPLIES / DISASTER PLANNING / EXTENDED FIELD TRIPS

1. A 3-day minimum of the following Diabetes Management Supplies should be provided by the parent/guardian and accessible for the care of the student at all times.

- Insulin
- Syringe/Pen Needles
- Ketone Strips
- Treatment for lows and snacks
- Glucagon
- Antiseptic Wipes
- Blood Glucose (BG)
- Meter with (test strips, lancets, extra battery) – required for all Continuous Glucose Monitor (CGM) users
- Pump Supplies (Infusion Set,
- Cartridge, extra Battery/Charging Cord) if applicable
- Additional supplies:

2. View Disaster/Emergency Planning details – refer to Safe at School Guide

3. Please review expiration dates and quantities monthly and replace items prior to expiration dates

4. In the event of a disaster or extended field trip, a school nurse or other designated personnel will take student's diabetes supplies and medications to student's location.

Name of Health Care Provider/Clinic: Contact #: Fax #: Email Address (non-essential communication): Other:

STUDENT LAST NAME:

FIRST NAME:

DOB:

3. SELF-MANAGEMENT SKILLS (DEFINITIONS BELOW)

		Full Support	Supervision	Self-Care
Glucose Monitoring:	Meter CGM (Requires Calibration)			
Carbohydrate Counting				
Insulin Administration:	Syringe Pen Pump			
Can Calculate Insulin Doses				
Glucose Management:	Low Glucose High Glucose			

Self-Carry Diabetes Supplies: Yes No Please specify items:
Smart Phone: Yes No

Device Independence: CGM Interpretation & Alarm Management Sensor Insertion Calibration Insulin Pumps Bolus
Connects/Disconnects Temp Basal Adjustment Interpretation & Alarm Management Site Insertion Cartridge Change

Full Support: All care performed by school nurse and trained staff (as permitted by state law).
Supervision: Trained staff to assist & supervise. Guide & encourage independence.
Self-Care: Manages diabetes independently. Support is provided upon request and as needed.

4. STUDENT RECOGNITION OF HIGH OR LOW GLUCOSE SYMPTOMS (CHECK ALL THAT APPLY)

Symptoms of High:

Thirsty Frequent Urination Fatigued/Tired/Drowsy Headache Blurred Vision Warm/Dry/Flushed Skin
Abdominal Discomfort Nausea/Vomiting Fruity Breath Unaware Other:

Symptoms of Low:

None Hungry Shaky Pale Sweaty Tired/Sleepy Tearful/Crying Dizzy Irritable
Unable to Concentrate Confusion Personality Changes Other:

Has student lost consciousness, experienced a seizure or required Glucagon: Yes No If yes, date of last event:

Has student been admitted for DKA after diagnosis: Yes No If yes, date of last event:

5. GLUCOSE MONITORING AT SCHOOL

Monitor Glucose:

Before Meals With Physical Complaints/Illness (include ketone testing) High or Low Glucose Symptoms
Before Exams Before Physical Activity After Physical Activity Before Leaving School Other:

CONTINUOUS GLUCOSE MONITORING (CGM)

(Specify Brand & Model:

Specify Viewing Equipment: Device Reader Smart Phone
Insulin Pump Smart Watch iPod/iPad/Tablet

CGM is remotely monitored by parent/guardian.
Document individualized communication plan in Section 504 or other plan to minimize interruptions for the student.
May use CGM for monitoring/treatment/insulin dosing unless symptoms do not match reading.

CGM Alarms:



Low alarm mg/dL

High alarm mg/dL if applicable

Please:

- Permit student access to viewing device at all times
- Permit access to School Wi-Fi for sensor data collection and data sharing
- Do not discard transmitter if sensor falls

Perform finger stick if:

- Glucose reading is below mg/dL or above mg/dL
- If CGM is still reading below mg/dL (DEFAULT 70 mg/dL) 15 minutes following low treatment
- CGM sensor is dislodged or sensor reading is unavailable.  (see CGM addenda for more information) 
- Sensor readings are inconsistent or in the presence of alerts/alarms
- Dexcom does not have both a number and arrow present
- Libre displays Check Blood Glucose Symbol
- Using Medtronic system with Guardian sensor

Notify parent/guardian if glucose is:

below mg/dL (<55 mg/dL DEFAULT)
above mg/dL (>300 mg/d DEFAULT)

Section 1-5 completed by Parent/Guardian

Name of Health Care Provider/Clinic:

Contact #:

Fax #:

Email Address (non-essential communication):

Other:

STUDENT LAST NAME:

FIRST NAME:

DOB:

6. INSULIN DOSES AT SCHOOL - HEALTHCARE PROVIDER TO COMPLETE

Insulin Administered Via:

Syringe Insulin Pen (Whole Units Half Units) Insulin Pump (Specify Brand & Model: _____)
i-Port Smart Pen Insulin Pump is using Automated Insulin Delivery (automatic dosing) using an
Other FDA-approved device
Insulin Pump is using DIY Looping Technology (child/parent manages device
independently, nurse will assist with all other diabetes management)

DOSING to be determined by Bolus Calculator in insulin pump or smart pen/meter unless moderate or large ketones are present or in the event of device failure (provide insulin via injection using dosing table in section 6A).

Insulin Administration Guidelines

Insulin Delivery Timing: Pre-meal insulin delivery is important in maintaining good glucose control. Late or partial doses are used with students that demonstrate unpredictable eating patterns or refuse food. Provide substitution carbohydrates when student does not complete their meal.

Prior to Meal (DEFAULT)

After Meal as soon as possible and within 30 minutes

Snacking avoid snacking _____ hours (DEFAULT 2 hours) before and after meals

Partial Dose Prior to Meal: (preferred for unpredictable eating patterns using **insulin pump therapy**)

Calculate meal dose using _____ grams of carbohydrate prior to the meal
Follow meal with remainder of grams of carbohydrates (may not be necessary with advanced hybrid pump therapy)
May advance to Prior to Meal when student demonstrates consistent eating patterns.

For Injections, Calculate Insulin Dose To The Nearest:

Half Unit (round down for < 0.25 or < 0.75 and round up for ≥ 0.25 or ≥ 0.75)

Whole Unit (round down for < 0.5 and round up for ≥ 0.5)

Supplemental Insulin Orders:

Check for **KETONES** before administering insulin dose if BG > _____ mg/dL (DEFAULT >300 mg/dL or >250 mg/dL on insulin pump) or if student complains of physical symptoms. Refer to section 9. for high blood glucose management information.

Parents/guardians are authorized to adjust insulin dose +/- _____ units

Insulin dose +/- _____ units

Insulin dose +/- _____ %

Insulin to Carb Ratio +/- _____ grams/units

Insulin Factor +/- _____ mg/dL/unit

Additional guidance on parent adjustments:

Name of Health Care Provider/Clinic:

Contact #:

Fax #:

Email Address (non-essential communication):

Other:

STUDENT LAST NAME:

FIRST NAME:

DOB:

6A. DOSING TABLE – HEALTHCARE PROVIDER TO COMPLETE – SINGLE PAGE UPDATE ORDER FORM

Insulin: (administered for food and/or correction)

Rapid Acting Insulin: Humalog/Admelog (Lispro), Novolog (Aspart), Apidra (Glulisine) Other:

Ultra Rapid Acting Insulin: Fiasp (Aspart) Lyumjev (Lispro-aabc) Other:

Other insulin: Humulin R Novolin R

Meal & Times	Food Dose		Glucose Correction Dose Use Formula See Sliding Scale 6B		PE/Activity Day Dose	
	Select if dosing is required for meal	Carbohydrate Ratio: Total Grams of Carbohydrate divided by Carbohydrate Ratio = Carbohydrate Dose	Fixed Meal Dose	Formula: (Pre-Meal Glucose Reading minus Target Glucose) divided by Correction Factor = Correction Dose May give Correction dose every _____ hours as needed (DEFAULT 3 hours)		Adjust: Carbohydrate Dose Total Dose Indicate dose instructions below:
Breakfast	Breakfast Carb Ratio = _____ g/unit	Breakfast units	Target Glucose is: _____ mg/dL & Correction Factor is: _____ mg/dL/unit	Carb Ratio _____ g/unit Subtract _____ % Subtract _____ units		
AM Snack	AM Snack Carb Ratio = _____ g/unit	AM Snack units	Target Glucose is: _____ mg/dL & Correction Factor is: _____ mg/dL/unit	Carb Ratio _____ g/unit Subtract _____ % Subtract _____ units		
	No Carb Dose No Insulin if < _____ grams		No Correction dose		Subtract _____ units	
Lunch	Lunch Carb Ratio = _____ g/unit	Lunch units	Target Glucose is: _____ mg/dL & Correction Factor is: _____ mg/dL/unit	Carb Ratio _____ g/unit Subtract _____ % Subtract _____ units		
PM Snack	PM Snack Carb Ratio = _____ g/unit	PM Snack units	Target Glucose is: _____ mg/dL & Correction Factor is: _____ mg/dL/unit	Carb Ratio _____ g/unit Subtract _____ % Subtract _____ units		
	No Carb Dose No Insulin if < _____ grams		No Correction dose		Subtract _____ units	
Dinner	Dinner Carb Ratio = _____ g/unit	Dinner units	Target Glucose is: _____ mg/dL & Correction Factor is: _____ mg/dL/unit	Carb Ratio _____ g/unit Subtract _____ % Subtract _____ units		
			No Correction dose		Subtract _____ units	

6B. CORRECTION SLIDING SCALE

Meals Only	Meals and Snacks	Every	hours as needed						
to	mg/dL =	units	to	mg/dL =	units	to	mg/dL =	units	
to	mg/dL =	units	to	mg/dL =	units	to	mg/dL =	units	
to	mg/dL =	units	to	mg/dL =	units	to	mg/dL =	units	

6C. LONG ACTING INSULIN

Time	Lantus, Basaglar, Toujeo (Glargine) Levemir (Detemir) Tresiba (Degludec) Other	units	Daily Dose Overnight Field Trip Dose Disaster/Emergency Dose	Subcutaneously
------	---	-------	--	----------------

6D. OTHER MEDICATIONS

Time	Metformin Other	units	Daily Dose Overnight Field Trip Dose Disaster/Emergency Dose	Route
------	--------------------	-------	--	-------

Signature is required here if sending ONLY this one-page dosing update.

Diabetes Provider Signature:

Date:

Name of Health Care Provider/Clinic:

Contact #:

Fax #:

Email Address (non-essential communication):

Other:

STUDENT LAST NAME:

FIRST NAME:

DOB:

7. LOW GLUCOSE PREVENTION (HYPOGLYCEMIA)

Allow Early Interventions

Allow Mini-Dosing of carbohydrate (i.e., 1-2 glucose tablets) when low glucose is predicted, sensor readings are dropping (down arrow) at mg/dL (DEFAULT 80 mg/dL or 120 mg/dL prior to exercise) or with symptoms.

Allow student to carry and consume snacks School staff to administer

Allow Trained Staff/Parent/Guardian to adjust mini dosing and snacking amounts (DEFAULT)

Insulin Management (Insulin Pumps)

Temporary Basal Rate Initiate pre-programmed rate as indicated below to avoid or treat hypoglycemia.

Pre-programmed Temporary Basal Rate Named (Omnipod)

Temp Target (Medtronic) Exercise Activity Setting (Tandem) Activity Feature (Omnipod 5)

Start: minutes prior to exercise for minutes duration (DEFAULT 1 hour prior, during, and 2 hours following exercise).

Initiated by: Student Trained School Staff School Nurse

May disconnect and suspend insulin pump up to minutes (DEFAULT 60 minutes) to avoid hypoglycemia, personal injury with certain physical activities or damage to the device (keep in a cool and clean location away from direct sunlight).

Exercise (Exercise is a very important part of diabetes management and should always be encouraged and facilitated).

Exercise Glucose Monitoring

prior to exercise every 30 minutes during extended exercise following exercise with symptoms

Delay exercise if glucose is < mg/dL (120 mg/dL DEFAULT)

Pre-Exercise Routine

Fixed Snack: Provide grams of carbohydrate prior to physical activity if glucose < mg/dL

Added Carbs: If glucose is < mg/dL (120 DEFAULT) give grams of carbohydrates (15 DEFAULT)

TEMPORARY BASAL RATE as indicated above

Encourage and provide access to water for hydration, carbohydrates to treat/prevent hypoglycemia, and bathroom privileges during physical activity

8. LOW GLUCOSE MANAGEMENT (HYPOGLYCEMIA)

Low Glucose below mg/dL (below 70 mg/dL DEFAULT) or below mg/dL before/during exercise (DEFAULT is < 120 mg/dl).

1. If student is awake and able to swallow give grams of fast acting carbohydrate (DEFAULT 15 grams). Examples include 4 ounces of juice or regular soda, 4 glucose tabs, 1 small tube glucose gel.

School nurse/parent may change amount given

2. Check blood glucose every 15 minutes and re-treat until glucose > mg/dL (DEFAULT is 80 mg/dL or 120 mg/dL before exercise).

SEVERE LOW GLUCOSE (unconscious, seizure, or unable to swallow)

Administer Glucagon, position student on their side and monitor for vomiting, call 911 and notify parent/guardian. If BG meter is available, confirm hypoglycemia via BG fingerstick. Do not delay treatment if meter is not immediately available. If wearing an insulin pump, place pump in suspend/stop mode or disconnect tubing from infusion site. Keep pump with student.

Gvoke PFS (prefilled syringe) by SC Injection 0.5 mg 1.0 mg

Gvoke HypoPen (auto-injector) by SC Injection 0.5 mg 1.0 mg

Gvoke Kit (ready to use vial and syringe, 1mg/0.2 ml) by SC injection

Zegalogue (dasiglucagon) 0.6 mg SC by Auto-Injector Zegalogue (dasiglucagon) 0.6 mg SC by Pre-Filled Syringe

Baqsimi Nasal Glucagon 3 mg

Name of Health Care Provider/Clinic:

Contact #:

Fax #:

Email Address (non-essential communication):

Other:

STUDENT LAST NAME:

FIRST NAME:

DOB:

9. HIGH GLUCOSE MANAGEMENT (HYPERGLYCEMIA)

Management of High Glucose over _____ mg/dL (Default is 300 mg/dL OR 250 mg/dl if on an insulin pump).

1. Provide and encourage consumption of water or sugar-free fluids. Give 4-8 ounces of water every 30 minutes. May consume fluids in classroom. Allow frequent bathroom privileges.
2. Check for Ketones (before giving insulin correction)
 - a. If Trace or Small Urine Ketones (0.1 – 0.5 mmol/L if measured in blood)
 - Consider insulin correction dose. Refer to the “Correction Dose” Section 6.A-B. for designated times correction insulin may be given.
 - *Can return to class and PE unless symptomatic*
 - Recheck glucose and ketones in 2 hours
 - b. If Moderate or Large Urine Ketones (0.6 – 1.4 mmol/L or >1.5 mmol/L blood ketones). This may be serious and requires action.
 - Contact parents/guardian or, if unavailable, healthcare provider
 - **Administer correction dose via injection.** If using Automated Insulin Delivery contact parent/provider about turning off automatic pump features. Refer to the “Blood Glucose Correction Dose” Section 6.A-B
 - If using insulin pump change infusion site/cartridge or use injections until dismissal.
 - No physical activity until ketones have cleared
 - Report nausea, vomiting, and abdominal pain to parent/guardian to take student home.
 - Call 911 if changes in mental status and labored breathing are present and notify parents/guardians.

Send student’s diabetes log to Health Care Provider (include details): If pre-meal blood glucose is below 70 mg/dL or above 240 mg/dL more than 3 times per week or you have any other concerns.

SIGNATURES

This Diabetes Medical Management Plan has been approved by:

Student’s Physician/Health Care Provider: _____ Date: _____

I, (parent/guardian) _____ give permission to the school nurse or another qualified health care professional or trained diabetes personnel of (school) _____ to perform and carry out the diabetes care tasks as outlined in this Diabetes Medical Management Plan. I also consent to the release of the information contained in this Diabetes Medical Management Plan to all school staff members and other adults who have responsibility for my child and who may need to know this information to maintain my child’s health and safety. I also give permission to the school nurse or another qualified health care professional to collaborate with my child’s physician/health care provider.

Acknowledged and received by:

Student’s Parent/Guardian: _____ Date: _____

Acknowledged and received by:

School Nurse or Designee: _____ Date: _____